

DCDJFS

Quick Facts-Q1 2018

January-March

MISSION STATEMENT

The Delaware County Department of Job and Family Services offers programs and resources to help our community members attain economic self-reliance, live in safe, stable families, and prepare for and connect to the workforce.

Delaware County Department of Job and Family Services Quarter 1 (2018)

2018 Strategic Plan Update (Short-Term Strategies):

1.1 Develop a method/manner of giving/receiving information/feedback internally: Team members have met multiple times and have gathered feedback from staff to identify any gaps in internal communication.

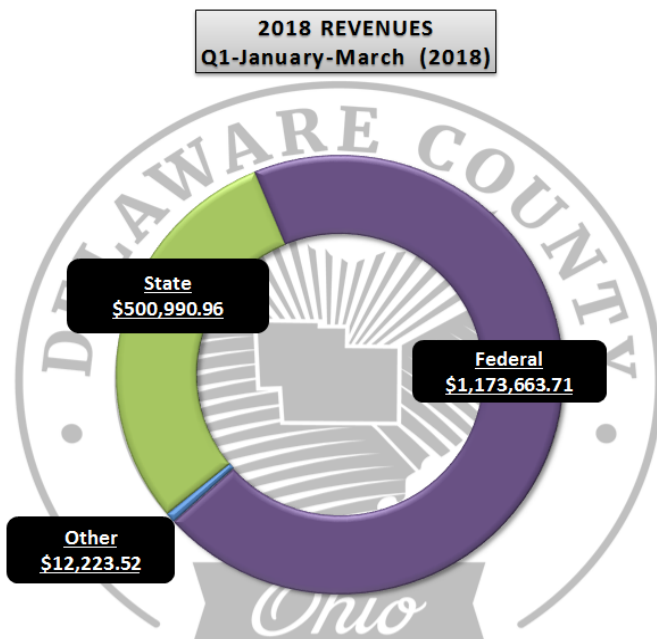
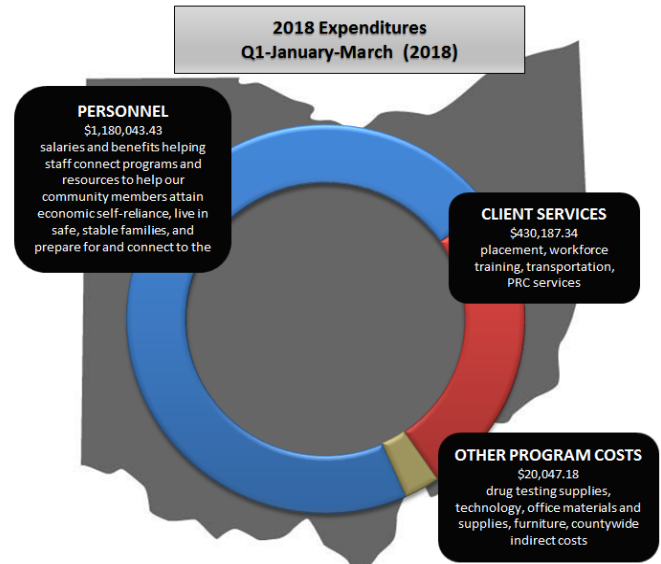
2.2 Identify the barriers to team member retention and reduce or eliminate barriers within our control, including identifying strategies to compete with other employers: Team members have identified a target audience and are collecting information to make recommendations for improving retention.

2.3 Develop an interest and competency-based hiring process: This group has met with Human Resources in order to identify ways to target ideal candidates for employment and improve the hiring process.

3.1 Create/disseminate community-wide comprehensive materials regarding DCDJFS programs and services: Team members have reviewed agency materials and are updating and revising agency publications.

3.4 Engage and collaborate with community partners including: economic development departments; education providers; local school districts; law enforcement, and employers: Team members surveyed over 100 community members to help identify collaborations that need to be strengthened in our community.

2.1 Assess and strengthen onboarding and orientation process: This strategic plan start date was delayed due to staffing changes.
Revised start date is July 2018.



Foster Care in Delaware County:

Delaware County is experiencing a shortage of foster homes available for children six (6) and older. These children in Delaware County are faced with leaving the County, and are most often sent to foster homes in the Mansfield area. The county is seeking to license and certify homes that will meet the needs of children ages six (6) and up in our community. These children who leave the county, due to lack of available foster homes, are removed from: family; friends; school; church; neighbors; etc. Keeping these kids in Delaware County near comfortable and familiar settings helps maintain a sense of stability and permanent connections. Finding foster homes for displaced children over the age of six (6) in Delaware County may help minimize the impacts of the foster care system (i.e. low high school graduation rates, teen pregnancy, homelessness, and involvement in the justice system).

Administration (Provides oversight and support to the program areas)



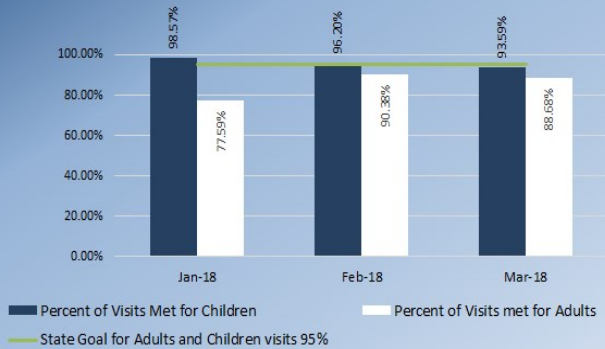
DCDJFS

Ensures that our community's children and vulnerable seniors are protected.

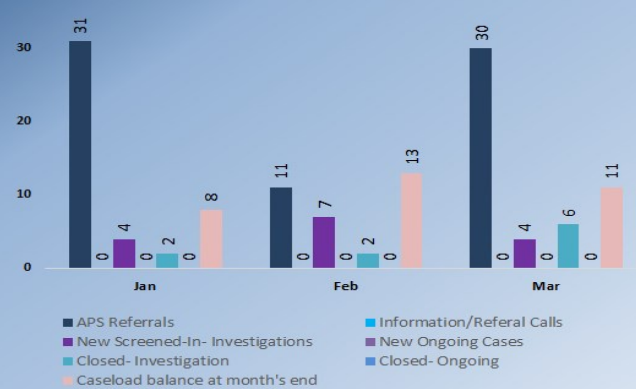
Quick Facts-March 2018

Children Services Quarter 1 (2018)

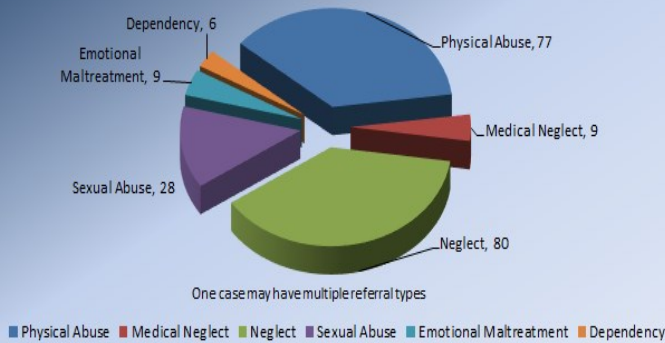
Visitation Reporting Q1-January-March (2018)



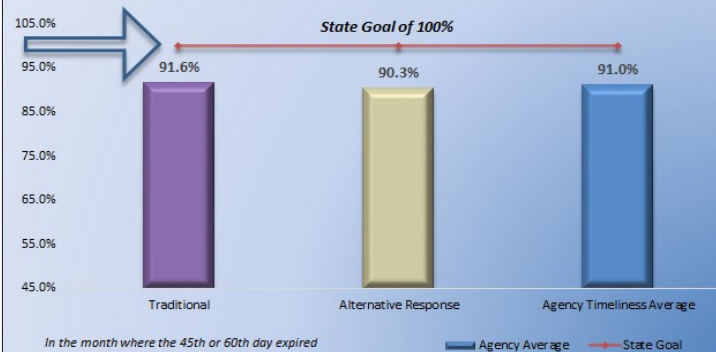
Adult Protective Services (APS) Q1-January-March (2018)



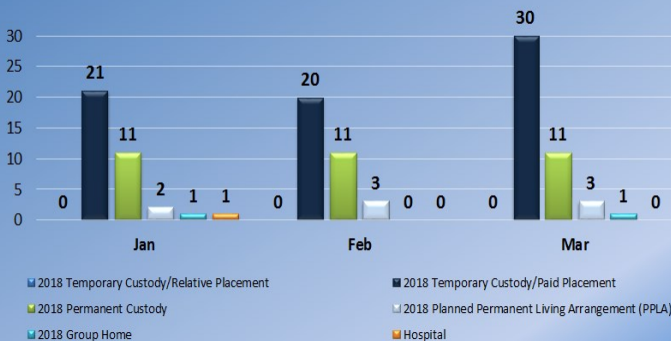
Intakes Screened In Alternative Response (AR) & Traditional Response (TR) Q1-January-March (2018)



Children Services Investigation Timeliness Q1-January-March (2018)



Children in Agency's Legal Custody Q1-January-March (2018)



Children in Relative Placement Q1-January-March (2018)



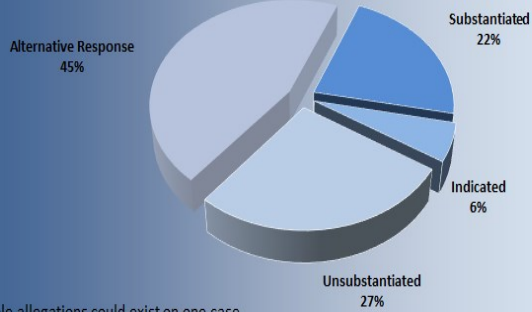
DCDJFS

Ensures that our community's children and vulnerable seniors are protected.

Quick Facts-March 2018

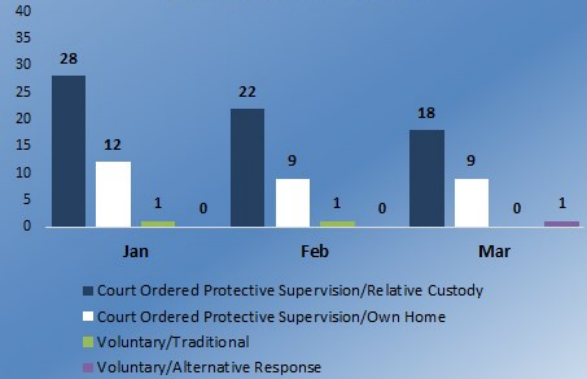
Children Services Quarter 1 (2018)

**Child Abuse Allegation Findings
Q1-January-March (2018)**
(Monthly Average)



*Multiple allegations could exist on one case

**Cases without Agency Custody
Q1-January-March (2018)**



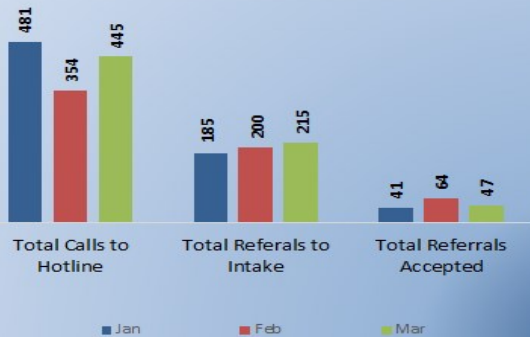
**Children in Placement Settings and Associated Costs
Q1-January-March (2018)**

Type of Placement	Average # of Place-ments per month	Total Cost
DCDJFS Foster Home	12	\$16,830.00
Network Provider	18	\$160,825.48
Residential Treatment	5	\$106,124.00
Relative/Kinship	0	\$0.00

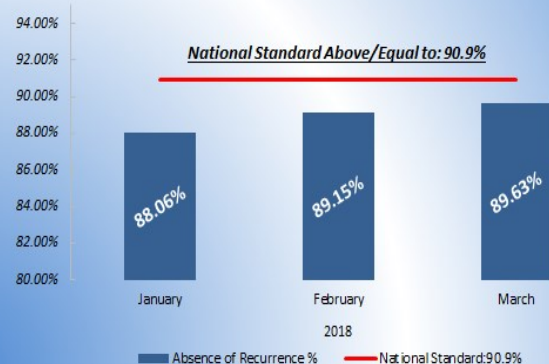
**Voluntary Ongoing Cases
Q1-January-March (2018)**



**Children Services Hotline Activity
Q1-January-March (2018)**



**Absence of Repeat Maltreatment
Q1-January-March (2018)**



Children Services



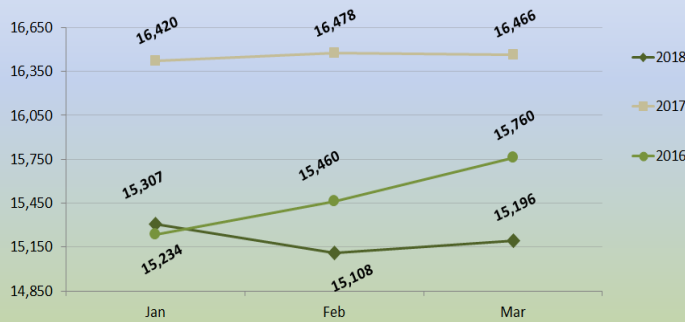
DCDJFS

Quick Facts-March 2018

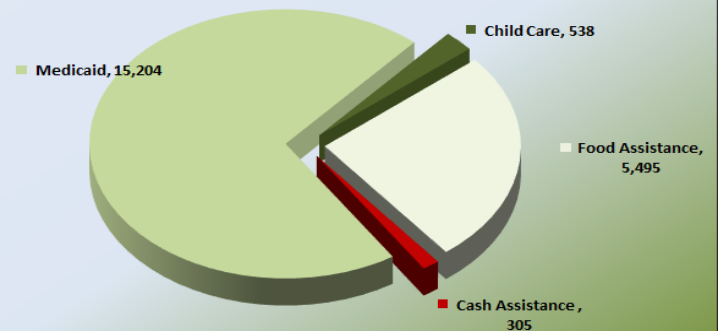
Job & Family Services staff determines eligibility for over 37 different Medicaid programs, Ohio Works First (OWF) Cash Assistance, Supplemental Nutrition Assistance Program (SNAP) (formerly known as Food Stamps), Disability Assistance, Prevention, Retention, and Contingency (PRC), and Child Care benefits.

Public Assistance Quarter 1 (2018)


Individuals Receiving Medicaid
Q1-January-March (2016-2018)



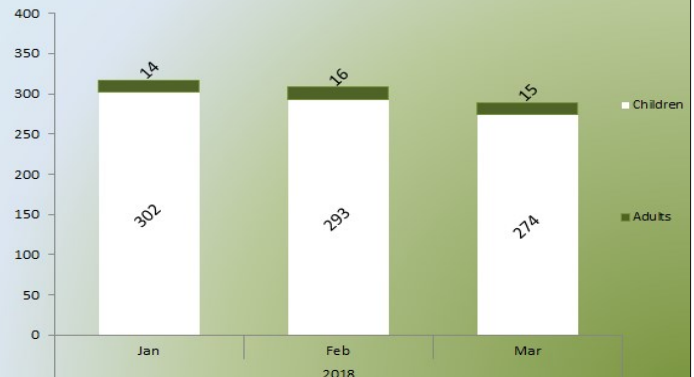
Public Assistance Recipients
Monthly Average
Q1-January-March (2018)



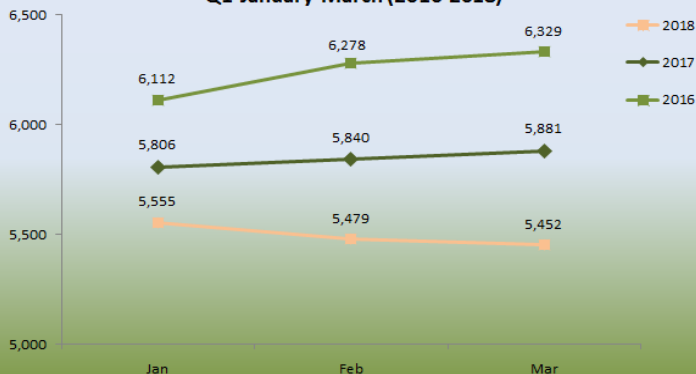
Benefits Issued (by Program)
Q1-January-March (2018)



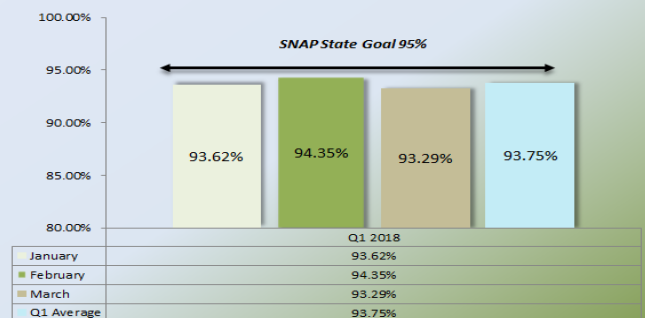
Adults/Children Receiving Ohio Works First (OWF)
Q1-January-March (2018)



Individuals Receiving Supplemental Nutrition Assistance
Program (SNAP)
Q1-January-March (2016-2018)



Supplemental Nutrition Assistance Program (SNAP)
Application Timeliness
Q1-January-March (2018)

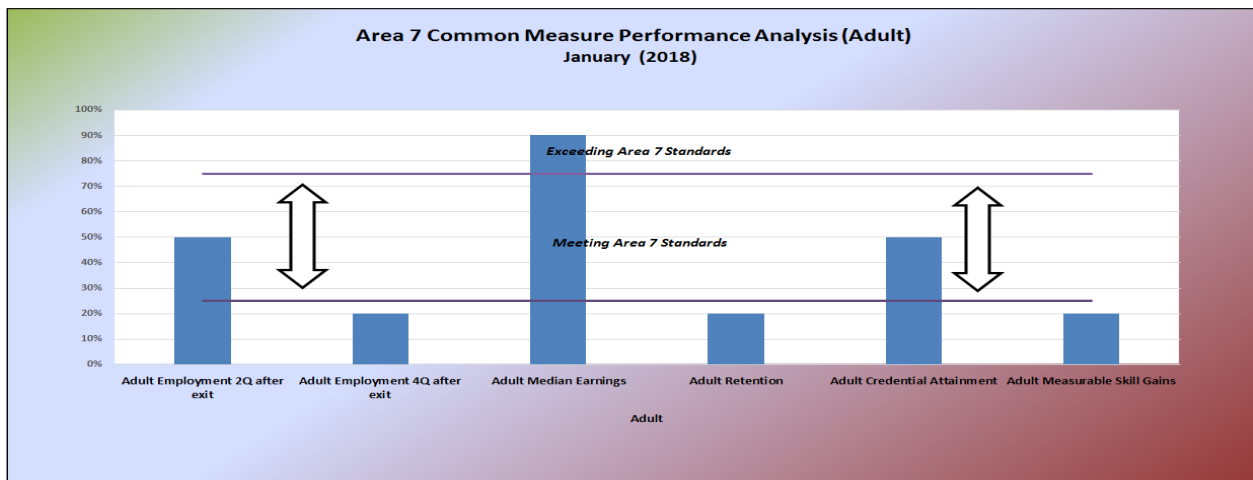
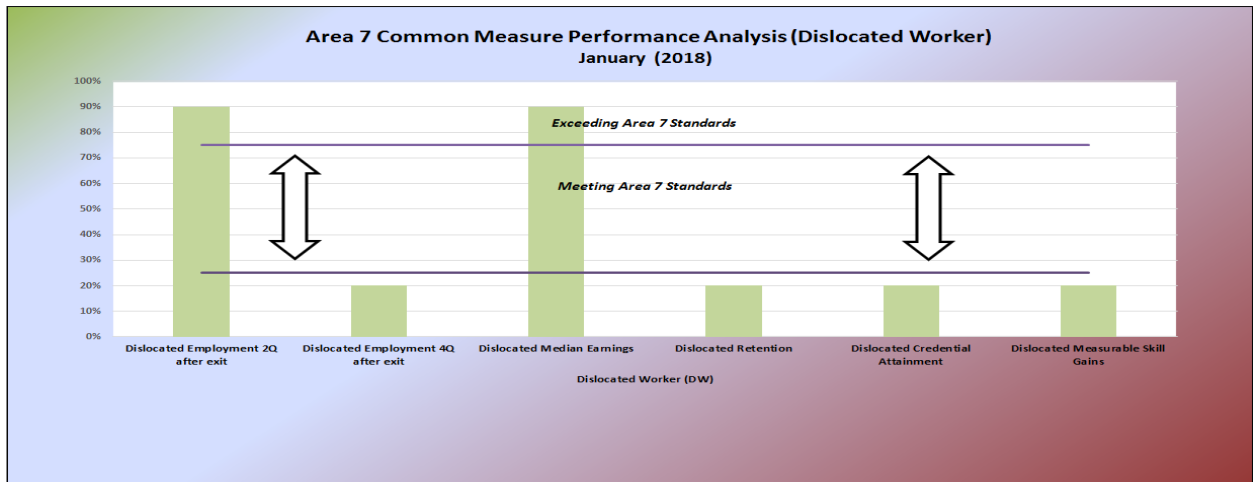
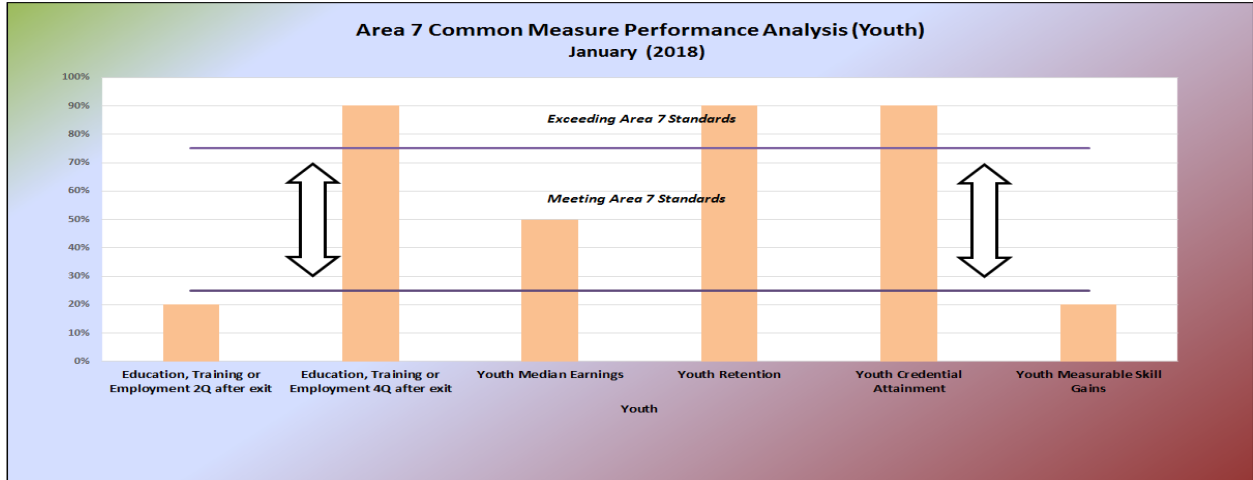


DCDJFS

Quick Facts-March 2018

Matching qualified Delaware County job-seekers with employers. Programs included in the division are: Workforce Innovation and Opportunities Act (WIOA); OhioMeansJobs (OMJ); Ohio Works First (OWF) cash assistance; Supplemental Nutrition Assistance Program (SNAP) Employment and Training (E&T); and Comprehensive Case Management & Employment Program

Workforce Development Quarter 1 (2018)



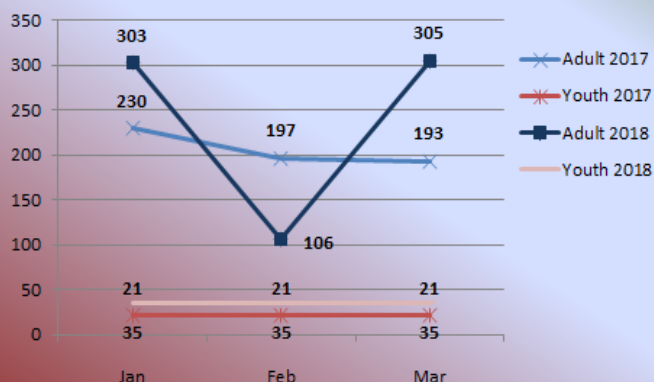
DCDJFS

Quick Facts-March 2018

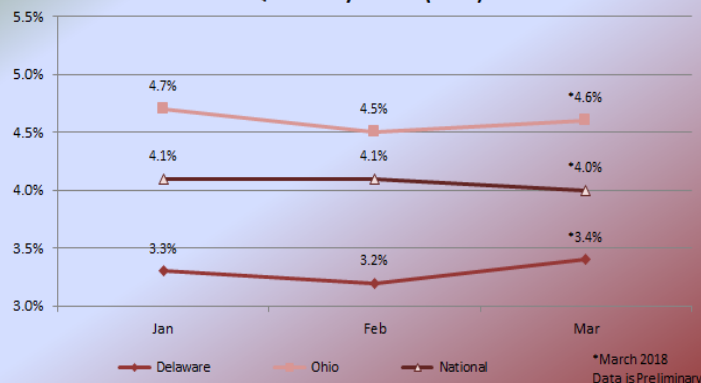
Matching qualified Delaware County job-seekers with employers. Programs included in the division are: Workforce Innovation and Opportunities Act (WIOA); OhioMeansJobs (OMJ); Ohio Works First (OWF) cash assistance; Supplemental Nutrition Assistance Program (SNAP) Employment and Training (E&T); and Comprehensive Case Management & Employment Program

Workforce Development Quarter 1 (2018)

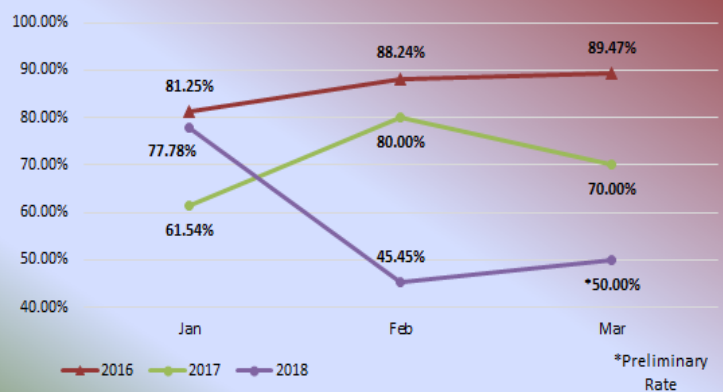
**Individuals Served WIOA
Q1-January-March (2017-2018)**



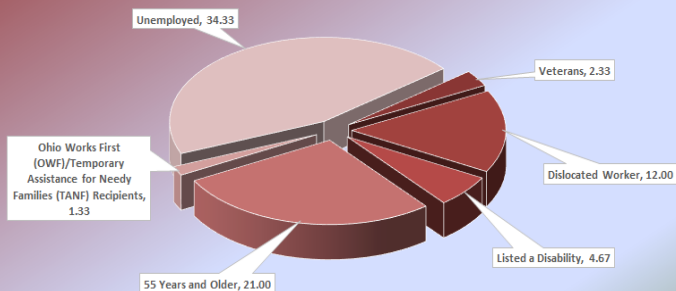
**Unemployment Rate Information
Q1-January-March (2018)**



**OWF-All-Family Participation Rate
Q1-January-March (2016-2018)**



**OhioMeansJobs (OMJ) Center Visitor Types
Q1-January-March (2018) (Monthly Average)**



**OhioMeansJobs (OMJ) Center Visit Types
Q1-January-March (2018) (Monthly Average)**

